


5245 m.

**GRAN PREMIO D'ITALIA OAKLEY**  
**Free Practice Nr. 1**  
**Classification**

**3**

	Rider	Nation	Team	Motorcycle	Time	Lap Total	Gap	Top Speed
1	12 <b>Maverick VIÑALES</b>	SPA	Monster Energy Yamaha MotoGP	YAMAHA	<b>1'46.593</b>	19 20		<b>347.2</b>
2	5 <b>Johann ZARCO</b>	FRA	Pramac Racing	DUCATI	<b>1'46.802</b>	18 18	0.209 0.209	<b>356.4</b>
3	42 <b>Alex RINS</b>	SPA	Team SUZUKI ECSTAR	SUZUKI	<b>1'46.952</b>	18 19	0.359 0.150	<b>347.2</b>
4	36 <b>Joan MIR</b>	SPA	Team SUZUKI ECSTAR	SUZUKI	<b>1'47.176</b>	19 19	0.583 0.224	<b>349.5</b>
5	21 <b>Franco MORBIDELLI</b>	ITA	Petronas Yamaha SRT	YAMAHA	<b>1'47.184</b>	18 18	0.591 0.008	<b>343.9</b>
6	63 <b>Francesco BAGNAIA</b>	ITA	Ducati Lenovo Team	DUCATI	<b>1'47.186</b>	18 18	0.593 0.002	<b>352.9</b>
7	51 <b>Michele PIRRO</b>	ITA	Pramac Racing	DUCATI	<b>1'47.555</b>	16 16	0.962 0.369	<b>354.0</b>
8	20 <b>Fabio QUARTARARO</b>	FRA	Monster Energy Yamaha MotoGP	YAMAHA	<b>1'47.566</b>	6 18	0.973 0.011	<b>348.3</b>
9	43 <b>Jack MILLER</b>	AUS	Ducati Lenovo Team	DUCATI	<b>1'47.716</b>	20 20	1.123 0.150	<b>352.9</b>
10	88 <b>Miguel OLIVEIRA</b>	POR	Red Bull KTM Factory Racing	KTM	<b>1'47.748</b>	10 17	1.155 0.032	<b>352.9</b>
11	30 <b>Takaaki NAKAGAMI</b>	JPN	LCR Honda IDEMITSU	HONDA	<b>1'47.791</b>	7 14	1.198 0.043	<b>345.0</b>
12	44 <b>Poi ESPARGARO</b>	SPA	Repsol Honda Team	HONDA	<b>1'47.870</b>	16 18	1.277 0.079	<b>350.6</b>
13	41 <b>Aleix ESPARGARO</b>	SPA	Aprilia Racing Team Gresini	APRILIA	<b>1'47.992</b>	16 16	1.399 0.122	<b>350.6</b>
14	33 <b>Brad BINDER</b>	RSA	Red Bull KTM Factory Racing	KTM	<b>1'48.049</b>	7 18	1.456 0.057	<b>351.7</b>
15	10 <b>Luca MARINI</b>	ITA	SKY VR46 Avintia	DUCATI	<b>1'48.128</b>	16 17	1.535 0.079	<b>347.2</b>
16	93 <b>Marc MARQUEZ</b>	SPA	Repsol Honda Team	HONDA	<b>1'48.277</b>	6 19	1.684 0.149	<b>349.5</b>
17	46 <b>Valentino ROSSI</b>	ITA	Petronas Yamaha SRT	YAMAHA	<b>1'48.302</b>	15 19	1.709 0.025	<b>347.2</b>
18	9 <b>Danilo PETRUCCI</b>	ITA	Tech 3 KTM Factory Racing	KTM	<b>1'48.319</b>	20 20	1.726 0.017	<b>351.7</b>
19	73 <b>Alex MARQUEZ</b>	SPA	LCR Honda CASTROL	HONDA	<b>1'48.375</b>	6 19	1.782 0.056	<b>350.6</b>
20	32 <b>Lorenzo SAVADORI</b>	ITA	Aprilia Racing Team Gresini	APRILIA	<b>1'48.734</b>	18 18	2.141 0.359	<b>342.8</b>
21	23 <b>Enea BASTIANINI</b>	ITA	Avintia Esponsorama	DUCATI	<b>1'48.967</b>	19 19	2.374 0.233	<b>348.3</b>
22	27 <b>Iker LECUONA</b>	SPA	Tech 3 KTM Factory Racing	KTM	<b>1'48.997</b>	12 18	2.404 0.030	<b>345.0</b>

Practice condition: **Dry**  
 Air: **20°**  
 Humidity: **62%**  
 Ground: **30°**

<b>Fastest Lap:</b>	Lap: 19	<b>Maverick VIÑALES</b>	<b>1'46.593</b>	177.1 Km/h
<b>Best Race Lap:</b>	2013	<b>Marc MARQUEZ</b>	<b>1'47.639</b>	175.4 Km/h
<b>All Time Lap Record:</b>	2019	<b>Marc MARQUEZ</b>	<b>1'45.519</b>	178.9 Km/h

The results are provisional until the end of the limit for protest and appeals.

Time limit for protest expires 30' after publication of the results - ..... Time: .....

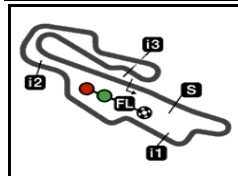
These data/results cannot be reproduced, stored and/or transmitted in whole or in part by any manner of electronic, mechanical, photocopying, recording, broadcasting or otherwise now known or herein after developed without the previous express consent by the copyright owner, except for reproduction in daily press and regular printed publications on sale to the public within 60 days of the event related to those data/results and always provided that copyright symbol appears together as follows below.

© DORNA, 2021

Official MotoGP Timing by TISSOT  
 www.motogp.com

**Mugello, Friday, May 28, 2021**





5245 m.

## GRAN PREMIO D'ITALIA OAKLEY

## Free Practice Nr. 1

## Top Speed &amp; Average

4



Rider	Nation	Motorcycle	Top 5 speeds					Average	Top
5 Johann ZARCO	FRA	DUCATI	356.4	356.4	354.0	348.3	348.3	352.7	356.4
51 Michele PIRRO	ITA	DUCATI	354.0	352.9	352.9	351.7	351.7	352.6	354.0
43 Jack MILLER	AUS	DUCATI	352.9	352.9	352.9	352.9	351.7	352.2	352.9
63 Francesco BAGNAIA	ITA	DUCATI	352.9	351.7	351.7	350.6	350.6	351.4	352.9
88 Miguel OLIVEIRA	POR	KTM	352.9	352.9	352.9	352.9	350.6	352.4	352.9
9 Danilo PETRUCCI	ITA	KTM	351.7	349.5	349.5	349.5	347.2	349.5	351.7
33 Brad BINDER	RSA	KTM	351.7	351.7	351.7	350.6	349.5	351.0	351.7
41 Aleix ESPARGARO	SPA	APRILIA	350.6	348.3	348.3	347.2	347.2	348.3	350.6
44 Pol ESPARGARO	SPA	HONDA	350.6	350.6	348.3	348.3	346.1	347.8	350.6
73 Alex MARQUEZ	SPA	HONDA	350.6	350.6	350.6	350.6	350.6	350.6	350.6
36 Joan MIR	SPA	SUZUKI	349.5	348.3	347.2	347.2	347.2	347.7	349.5
93 Marc MARQUEZ	SPA	HONDA	349.5	349.5	348.3	347.2	347.2	348.2	349.5
20 Fabio QUARTARARO	FRA	YAMAHA	348.3	346.1	345.0	343.9	342.8	344.3	348.3
23 Enea BASTIANINI	ITA	DUCATI	348.3	346.1	346.1	345.0	345.0	346.1	348.3
10 Luca MARINI	ITA	DUCATI	347.2	346.1	345.0	345.0	343.9	345.2	347.2
12 Maverick VIÑALES	SPA	YAMAHA	347.2	346.1	345.0	343.9	343.9	345.2	347.2
42 Alex RINS	SPA	SUZUKI	347.2	346.1	346.1	345.0	343.9	345.0	347.2
46 Valentino ROSSI	ITA	YAMAHA	347.2	346.1	346.1	345.0	345.0	345.6	347.2
27 Iker LECUONA	SPA	KTM	345.0	343.9	341.7	340.6	340.6	341.9	345.0
30 Takaaki NAKAGAMI	JPN	HONDA	345.0	341.7	340.6	339.6	338.5	340.3	345.0
21 Franco MORBIDELLI	ITA	YAMAHA	343.9	343.9	342.8	341.7	340.6	342.3	343.9
32 Lorenzo SAVADORI	ITA	APRILIA	342.8	342.8	341.7	340.6	340.6	341.7	342.8

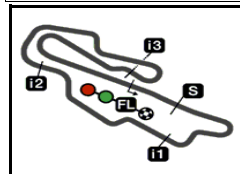
These data/results cannot be reproduced, stored and/or transmitted in whole or in part by any manner of electronic, mechanical, photocopying, recording, broadcasting or otherwise now known or herein after developed without the previous express consent by the copyright owner, except for reproduction in daily press and regular printed publications on sale to the public within 60 days of the event related to those data/results and always provided that copyright symbol appears together as follows below.

© DORNA, 2021

Official MotoGP Timing by TISSOT  
www.motogp.com



Mugello, Friday, May 28, 2021



5245 m.

# GRAN PREMIO D'ITALIA OAKLEY

## Free Practice Nr. 1

### Chronological Analysis of Performances

5

\* Lap / Sector time cancelled

T1 Time from finish line to 1st intermedate

T3 Time from 2nd intermed. to 3rd intermed.

P Crossing the finish line in pit lane

T2 Time from 1st intermed. to 2nd intermed.

T4 Time from 3rd intermedate to finish line

\*\* Tyre data subject to further updates

Lap	Lap Time	T1	T2	T3	T4	Speed	Lap	Lap Time	T1	T2	T3	T4	Speed
<b>1st 12</b> <b>Maverick VIÑALES</b> YAMAHA SPA							9	1'48.516	25.547	23.025	35.500	24.444	346.1
Monster Energy Yamaha MotoGP							10	1'48.008	25.238	22.991	35.414	24.365	346.1
Runs=3 Total laps=20 Full laps=14							11	1'48.172	25.351	22.925	35.399	24.497	347.2
Run #	1	Front Tyre	Slick-Soft	Rear Tyre	Slick-Medium		12	1'54.977	25.285	23.860	41.115	24.717	347.2
			New Tyre	New Tyre	13	1'47.537	25.326	22.775	35.146	24.290	347.2		
1	3'18.001	54.377	25.703	38.169	25.803	61.8	14	53.140 P	26.162				348.3
2	1'51.559	26.540	23.711	36.195	25.113	334.3	<b>Run # 3</b> Front Tyre Slick-Soft Rear Tyre Slick-Medium						
3	1'49.575	25.715	23.287	35.707	24.866	340.6				14 Laps at start	14 Laps at start		
4	1'48.456	25.500	22.909	35.405	24.642	340.6	15	2'04.145	38.160	24.601	36.551	24.833	200.3
5	1'48.257	25.387	22.776	35.329	24.765	340.6	16	1'49.290	25.847	23.259	35.738	24.446	354.0
6	1'47.793	25.275	22.769	35.197	24.552	341.7	17	1'49.564	25.158	22.783	35.160	26.463	356.4
7	1'47.443	25.190	22.687	35.047	24.519	342.8	18	1'46.802	25.018	22.670	35.008	24.106	356.4
8	1'47.130	25.175	22.638	34.989	24.328	342.8	<b>3rd 42</b> <b>Alex RINS</b> SUZUKI SPA						
9	54.181 P	25.729				341.7	Team SUZUKI ECSTAR						
<b>Run # 2</b> Front Tyre Slick-Soft Rear Tyre Slick-Medium							Runs=3 Total laps=18 Full laps=13						
			9 Laps at start	9 Laps at start	<b>Run # 1</b> Front Tyre Slick-Soft Rear Tyre Slick-Hard								
			New Tyre	New Tyre				New Tyre	New Tyre				
10	1'56.465	31.107	24.085	36.382	24.891	192.5	1	2'33.246	33.454	25.756	38.555	25.721	158.1
11	1'48.470	25.482	23.081	35.409	24.498	342.8	2	1'53.155	27.029	23.664	37.409	25.053	329.2
12	1'48.037	25.417	22.797	35.343	24.480	342.8	3	1'59.612	25.721	23.051	45.421	25.419	346.1
13	1'47.822	25.301	22.827	35.267	24.427	343.9	4	1'49.628	25.919	23.174	35.816	24.719	341.7
14	1'47.944	25.334	22.727	35.303	24.580	342.8	5	1'49.131	25.712	23.091	35.813	24.515	342.8
15	1'47.903	25.329	22.848	35.237	24.489	343.9	6	1'48.387	25.459	22.955	35.514	24.459	343.9
16	53.519 P	25.914				341.7	7	54.106 P	26.486				343.9
<b>Run # 3</b> Front Tyre Slick-Medium Rear Tyre Slick-Medium							<b>Run # 2</b> Front Tyre Slick-Soft Rear Tyre Slick-Hard						
			New Tyre	New Tyre				7 Laps at start	7 Laps at start				
17	1'54.226	30.154	23.751	35.760	24.561	214.2	8	2'00.159	34.078	25.089	36.251	24.741	196.0
18	1'47.493	25.051	23.013	35.085	24.344	346.1	9	1'48.399	25.430	23.018	35.525	24.426	347.2
19	1'46.593	24.988	22.513	34.810	24.282	347.2	10	1'49.687	26.057	23.400			335.4
20	1'46.892 *	24.995	22.525	35.040*	24.332	345.0	11	1'47.916					
<b>2nd 5</b> <b>Johann ZARCO</b> DUCATI FRA							12 1'50.027						
Pramac Racing							13 1'47.879						
Runs=3 Total laps=18 Full laps=13							<b>Run # 3</b> Front Tyre Slick-Soft Rear Tyre Slick-Medium						
			New Tyre	New Tyre				New Tyre	New Tyre				
1	2'32.893	34.250	25.879	38.663	25.802	165.1	14	8'40.522	31.654	24.131	36.331	24.738	173.9
2	1'51.692	27.038	23.889	36.061	24.704	327.2	15	1'47.337	25.189	22.804	35.105	24.239	345.0
3	1'49.399	25.751	23.364	35.741	24.543	339.6	16	1'47.085	25.122	22.707	34.992	24.264	343.9
4	1'49.363	25.530	23.198	35.860	24.775	348.3	17	1'46.952	25.070	22.659	35.024	24.199	343.9
5	1'48.796	25.517	23.051	35.728	24.500	347.2	18	1'51.973	26.672	23.587	36.511	25.203	346.1
6	1'48.331	25.494	23.028	35.504	24.305	346.1	<b>Run # 2</b> Front Tyre Slick-Soft Rear Tyre Slick-Medium						
7	54.787 P	26.237				346.1				7 Laps at start	7 Laps at start		
			New Tyre	New Tyre	<b>Run # 1</b> Front Tyre Slick-Soft Rear Tyre Slick-Medium								
			7 Laps at start	7 Laps at start				New Tyre	New Tyre				
8	1'56.093	31.175	24.137	36.224	24.557	200.3							

**Fastest Lap:** Maverick VIÑALES Monster Energy Yama SPA 1'46.593 24.988 22.513 34.810 24.282

These data/results cannot be reproduced, stored and/or transmitted in whole or in part by any manner of electronic, mechanical, photocopying, recording, broadcasting or otherwise now known or herein after developed without the previous express consent by the copyright owner, except for reproduction in daily press and regular printed publications on sale to the public within 60 days of the event related to those data/results and always provided that copyright symbol appears together as follows below.  
© DORNA, 2021



## Free Practice Nr. 1

MotoGP

Lap	Lap Time	T1	T2	T3	T4	Speed	Lap	Lap Time	T1	T2	T3	T4	Speed		
<b>4th</b>	<b>36</b>	<b>Joan MIR</b>					SUZUKI	SPA	18	<b>1'47.184</b>	25.198	<b>22.742</b>	<b>34.880</b>	24.364	337.5
		Team SUZUKI ECSTAR													
		Runs=3		Total laps=19		Full laps=13									
Run #	1	Front Tyre	Slick-Soft	Rear Tyre	Slick-Medium										
		New Tyre		New Tyre											
1	2'13.165	39.337	25.200	37.062	25.635	118.2									
2	<b>1'50.899</b>	26.337	23.771	35.764	25.027	333.3									
3	1'49.841	*	25.667	23.373	35.708	25.093*	341.7								
4	<b>1'48.988</b>	25.665	23.062	35.462	24.799	340.6									
5	<b>1'48.976</b>	25.698	23.137	35.315	24.826	342.8									
6	<b>1'48.842</b>	25.764	23.097	35.244	24.737	342.8									
7	<b>1'48.418</b>	25.418	22.960	35.291	24.749	341.7									
8	58.617	P	28.268			332.3									
Run #	2	Front Tyre	Slick-Soft	Rear Tyre	Slick-Medium										
		8 Laps at start		8 Laps at start											
9	1'56.554	32.159	23.615	35.712	25.068	163.3									
10	<b>1'50.008</b>	25.517	23.099	35.244	26.148	347.2									
11	<b>1'47.845</b>	25.229	22.998	35.078	24.540	346.1									
12	<b>1'48.042</b>	25.225	22.956	35.178	24.683	347.2									
13	<b>1'48.118</b>	25.401	23.082	35.095	24.540	347.2									
14	54.134	P	26.162			347.2									
Run #	3	Front Tyre	Slick-Soft	Rear Tyre	Slick-Medium										
		New Tyre		New Tyre											
15	1'55.461	31.474	23.708	35.564	24.715	182.1									
16	<b>1'47.992</b>	25.175	23.084	35.233	24.500	346.1									
17	<b>1'47.252</b>	25.143	22.857	<b>34.873</b>	24.379	<b>349.5</b>									
18	<b>1'48.363</b>	25.564	23.026	35.246	24.527	348.3									
19	<b>1'47.176</b>	<b>25.128</b>	<b>22.754</b>	34.933	<b>24.361</b>	347.2									
<b>5th</b>	<b>21</b>	<b>Franco MORBIDELLI</b>					YAMAHA	ITA							
		Petronas Yamaha SRT													
		Runs=3		Total laps=18		Full laps=13									
Run #	1	Front Tyre	Slick-Soft	Rear Tyre	Slick-Medium										
		New Tyre		New Tyre											
1	2'18.745	39.991	27.553	39.168	26.692	118.5									
2	<b>1'52.000</b>	26.822	23.738	36.328	25.112	321.4									
3	<b>1'50.308</b>	26.074	23.444	35.947	24.843	338.5									
4	<b>1'49.686</b>	26.071	23.256	35.598	24.761	326.2									
5	<b>1'48.949</b>	25.517	23.138	35.578	24.716	342.8									
6	<b>1'48.486</b>	25.528	23.042	35.421	24.495	<b>343.9</b>									
7	<b>1'48.812</b>	25.472	22.993	35.590	24.757	343.9									
8	1'03.786	P	30.241			331.2									
Run #	2	Front Tyre	Slick-Soft	Rear Tyre	Slick-Medium										
		8 Laps at start		8 Laps at start											
9	2'07.334	38.966	26.500	36.602	25.266	157.8									
10	<b>1'48.888</b>	25.662	23.106	35.468	24.652	341.7									
11	<b>1'48.926</b>	25.590	23.159	35.518	24.659	340.6									
12	1'00.070	P	28.823			339.6									
Run #	3	Front Tyre	Slick-Medium	Rear Tyre	Slick-Medium										
		New Tyre		New Tyre											
13	2'00.351	34.083	24.802	36.489	24.977	172.8									
14	<b>1'48.088</b>	25.435	22.935	35.220	24.498	340.6									
15	<b>1'47.330</b>	<b>25.192</b>	22.766	35.009	<b>24.363</b>	338.5									
16	<b>1'58.533</b>	29.708	27.603	36.553	24.669	337.5									
17	<b>2'01.012</b>	32.150	27.991	36.087	24.784	338.5									
<b>6th</b>	<b>63</b>	<b>Francesco BAGNAIA</b>					DUCATI	ITA							
		Ducati Lenovo Team													
		Runs=3		Total laps=18		Full laps=12									
Run #	1	Front Tyre	Slick-Soft	Rear Tyre	Slick-Medium										
		New Tyre		New Tyre											
1	2'19.092	34.174	25.749	38.361	26.122	183.6									
2	<b>1'52.103</b>	26.901	24.175	36.231	24.796	317.6									
3	<b>1'49.922</b>	25.900	23.401	35.969	24.652	348.3									
4	<b>1'48.992</b>	25.483	23.333	35.559	24.617	350.6									
5	<b>1'49.016</b>	25.426	23.322	35.686	24.582	348.3									
6	<b>1'48.437</b>	25.349	23.144	35.468	24.476	348.3									
7	<b>1'51.597</b>	25.419	23.137	38.563	24.478	348.3									
8	<b>1'48.045</b>	25.259	23.020	35.465	24.301	351.7									
9	56.462	P	27.267			350.6									
Run #	2	Front Tyre	Slick-Soft	Rear Tyre	Slick-Medium										
		9 Laps at start		9 Laps at start											
10	2'04.256	38.631	24.247	36.611	24.767	116.3									
11	<b>1'50.918</b>	27.056	23.268	35.764	24.830	349.5									
12	1'48.770	*	25.866	23.073	35.358	24.473*	329.2								
13	<b>1'48.057</b>	25.318	22.937	35.388	24.414	351.7									
14	<b>1'47.694</b>	25.253	22.749	35.296	24.396	347.2									
15	1'50.730	P	25.182	22.830	36.679	26.039	348.3								
Run #	3	Front Tyre	Slick-Medium	Rear Tyre	Slick-Medium										
		New Tyre		New Tyre											
		15 Laps at start		15 Laps at start											
16	1'59.478	35.010	23.913	35.806	24.749	172.8									
17	<b>1'47.881</b>	25.363	22.891	35.292	24.335	350.6									
18	<b>1'47.186</b>	<b>25.095</b>	<b>22.716</b>	<b>35.142</b>	<b>24.233</b>	<b>352.9</b>									
<b>7th</b>	<b>51</b>	<b>Michele PIRRO</b>					DUCATI	ITA							
		Pramac Racing													
		Runs=3		Total laps=16		Full laps=11									
Run #	1	Front Tyre	Slick-Soft	Rear Tyre	Slick-Medium										
		New Tyre		New Tyre											
1	2'39.958	35.016	24.998	37.047	25.155	136.0									
2	<b>1'49.103</b>	25.621	23.290	35.608	24.584	351.7									
3	<b>1'48.459</b>	25.283	<b>22.782</b>	35.282	25.112	350.6									
4	<b>1'47.945</b>	25.273	22.910	35.243	24.519	347.2									
5	<b>1'48.195</b>	25.288	22.899	35.515	24.493	<b>354.0</b>									
6	56.083	P	26.739			349.5									
Run #	2	Front Tyre	Slick-Soft	Rear Tyre	Slick-Medium										
		6 Laps at start		6 Laps at start											
7	2'00.892	34.708	24.296	36.588	25.300	125.8									
8	<b>1'49.911</b>	25.686	23.253	36.130	24.842	348.3									
9	<b>1'49.312</b>	25.563	23.220	35.770	24.759	346.1									
10	<b>1'49.390</b>	25.509	23.186	35.820	24.875	347.2									
11	59.018	P	28.047			347.2									
Run #	3	Front Tyre	Slick-Medium	Rear Tyre	Slick-Soft										
		New Tyre		New Tyre											
12	2'02.314	37.318	24.217	35.931	24.848	124.4									
13	<b>1'47.800</b>	25.258	22.831	35.214	24.497	351.7									
14	<b>1'56.460</b>	27.103	27.959	36.789	24.609	350.6									
15	<b>1'50.243</b>	25.206	22.831	35.286	26.920	352.9									
16	<b>1'47.555</b>	<b>25.170</b>	22.833	<b>35.173</b>	<b>24.379</b>	352.9									
<b>Fastest Lap:</b> Maverick VIÑALES Monster Energy Yama SPA <b>1'46.593</b> 24.988 22.513 34.810 24.282															

These data/results cannot be reproduced, stored and/or transmitted in whole or in part by any manner of electronic, mechanical, photocopying, recording, broadcasting or otherwise now known or herein after developed without the previous express consent by the copyright owner, except for reproduction in daily press and regular printed publications on sale to the public within 60 days of the event related to those data/results and always provided that copyright symbol appears together as follows below.  
© DORNA, 2021



# Free Practice Nr. 1

# MotoGP

Lap	Lap Time	T1	T2	T3	T4	Speed	Lap	Lap Time	T1	T2	T3	T4	Speed		
<b>8th</b>	<b>20</b>	<b>Fabio QUARTARARO</b>				YAMAHA	FRA	<b>10th</b>	<b>88</b>	<b>Miguel OLIVEIRA</b>				KTM	POR
Monster Energy Yamaha MotoGP							Red Bull KTM Factory Racing								
Runs=3 Total laps=18 Full laps=12							Runs=3 Total laps=17 Full laps=12								
Run #	1	Front Tyre	Slick-Soft New Tyre	Rear Tyre	Slick-Medium New Tyre		Run #	1	Front Tyre	Slick-Soft New Tyre	Rear Tyre	Slick-Hard New Tyre			
1	3'20.498	33.257	24.719	38.988	25.588	189.1	1	2'28.265	34.777	26.162	37.605	25.458	193.5		
2	<b>1'49.944</b>	26.013	23.452	35.597	24.882	333.3	2	<b>1'50.840</b>	26.192	23.887	35.887	24.874	343.9		
3	<b>1'48.879</b>	25.449	22.975	35.528	24.927	342.8	3	<b>1'48.843</b>	25.469	23.163	35.551	24.660	<b>352.9</b>		
4	<b>1'50.663</b>	25.420	22.892	37.548	24.803	341.7	4	<b>1'48.429</b>	25.411	23.128	35.413	24.477	348.3		
5	<b>1'48.019</b>	25.317	22.937	35.088	24.677	343.9	5	<b>1'49.491</b>	25.627	23.363	35.994	24.507	346.1		
6	<b>1'47.566</b>	<b>25.213</b>	<b>22.786</b>	<b>34.985</b>	24.582	345.0	6	<b>1'48.201</b>	25.291	23.069	35.416	24.425	352.9		
7	57.819 P	28.044				336.4	7	58.394 P	29.053				341.7		
Run #	2	Front Tyre	Slick-Soft 7 Laps at start	Rear Tyre	Slick-Medium 7 Laps at start		Run #	2	Front Tyre	Slick-Soft 7 Laps at start	Rear Tyre	Slick-Hard 7 Laps at start			
8	1'59.306	34.139	24.215	35.860	25.092	160.9	8	1'56.194	31.410	24.011	36.078	24.695	207.2		
9	<b>1'48.148</b>	25.350	22.934	35.194	24.670	340.6	9	<b>1'48.104</b>	25.332	23.040	35.339	24.393	349.5		
10	<b>1'47.879</b>	25.260	22.822	35.200	24.597	341.7	10	<b>1'47.748</b>	<b>25.177</b>	22.997	35.175	24.399	349.5		
11	<b>1'48.345</b>	25.390	23.028	35.356	<b>24.571</b>	346.1	11	<b>1'47.779</b>	25.227	<b>22.972</b>	35.185	24.395	349.5		
12	<b>1'55.790</b>	28.686	25.372	36.784	24.948	<b>348.3</b>	12	<b>1'47.915</b>	25.246	23.094	<b>35.143</b>	24.432	349.5		
13	1'48.922 *	25.635	23.031	35.531*	24.725	341.7	13	57.055 P	28.306				341.7		
14	56.810 P	28.130				341.7									
Run #	3	Front Tyre	Slick-Soft 14 Laps at start	Rear Tyre	Slick-Medium 14 Laps at start		Run #	3	Front Tyre	Slick-Soft 13 Laps at start	Rear Tyre	Slick-Hard 13 Laps at start			
15	1'59.952 *	31.609	24.274	39.068*	25.001	217.7	14	2'02.507	37.389	24.247	36.154	24.717	206.5		
16	<b>1'48.723</b>	25.563	22.986	35.454	24.720	342.8	15	<b>1'48.460</b>	25.456	23.314	35.290	24.400	352.9		
17	<b>1'48.522</b>	25.424	23.032	35.431	24.635	342.8	16	<b>1'51.672</b>	25.328	24.615	36.771	24.958	352.9		
18	<b>1'48.424</b>	25.414	22.943	35.430	24.637	342.8	17	<b>1'48.291</b>	25.462	23.110	35.372	<b>24.347</b>	350.6		
<b>9th</b>	<b>43</b>	<b>Jack MILLER</b>				DUCATI	AUS	<b>11th</b>	<b>30</b>	<b>Takaaki NAKAGAMI</b>				HONDA	JPN
Ducati Lenovo Team							LCR Honda IDEMITSU								
Runs=2 Total laps=20 Full laps=17							Runs=3 Total laps=14 Full laps=9								
Run #	1	Front Tyre	Slick-Soft New Tyre	Rear Tyre	Slick-Medium New Tyre		Run #	1	Front Tyre	Slick-Soft New Tyre	Rear Tyre	Slick-Medium New Tyre			
1	2'19.286	34.437	25.305	38.317	25.884	196.3	1	2'28.737	37.377	26.508	37.656	25.611	149.5		
2	<b>1'52.382</b>	26.806	24.283	36.359	24.934	329.2	2	<b>1'50.519</b>	26.113	23.706	35.933	24.767	341.7		
3	<b>1'49.681</b>	25.666	23.373	36.023	24.619	350.6	3	<b>1'48.805</b>	25.608	23.121	35.595	24.481	340.6		
4	<b>1'48.978</b>	25.513	23.228	35.644	24.593	350.6	4	<b>1'49.451</b>	25.992	23.182	35.457	24.820	314.8		
5	<b>1'49.016</b>	25.381	23.335	35.721	24.579	<b>352.9</b>	5	<b>1'48.894</b>	25.616	23.120	35.580	24.578	337.5		
6	<b>1'48.540</b>	25.426	23.056	35.538	24.520	351.7	6	<b>1'54.667</b>	31.031	23.847	35.398	24.391	336.4		
7	<b>1'48.833</b>	25.312	23.108	35.716	24.697	352.9	7	<b>1'47.791</b>	<b>25.447</b>	<b>22.912</b>	<b>35.134</b>	<b>24.298</b>	<b>345.0</b>		
8	<b>1'49.385</b>	25.715	23.233	35.727	24.710	349.5	8	59.348 P	28.793				338.5		
9	<b>1'48.885</b>	25.472	23.146	35.597	24.670	349.5									
10	<b>1'48.294</b>	25.327	22.959	35.509	24.499	349.5	<b>Run #</b>	<b>2</b>	<b>Front Tyre</b>	<b>Slick-Soft</b>	<b>Rear Tyre</b>	<b>Slick-Medium</b>			
11	56.847 P	27.327				350.6									
Run #	2	Front Tyre	Slick-Soft 11 Laps at start	Rear Tyre	Slick-Medium 11 Laps at start										
12	1'58.098	32.258	24.203	36.720	24.917	166.4	9	2'10.361	35.557	25.365	41.727	27.712	156.2		
13	<b>1'48.833</b>	25.448	23.235	35.527	24.623	350.6	10	<b>1'53.515</b>	27.622	24.138	36.439	25.316	338.5		
14	<b>1'48.977</b>	25.408	23.102	35.779	24.688	351.7	11	55.953 P	26.743				338.5		
15	<b>1'48.473</b>	25.294	23.057	35.551	24.571	350.6	<b>Run #</b>	<b>3</b>	<b>Front Tyre</b>	<b>Slick-Soft</b>	<b>Rear Tyre</b>	<b>Slick-Medium</b>			
16	<b>1'51.195</b>	25.433	23.180	36.879	25.703	351.7									
17	<b>1'48.000</b>	25.304	<b>22.931</b>	35.402	24.363	351.7									
18	<b>1'48.191</b>	25.232	22.958	35.477	24.524	352.9	12	2'07.344	34.492	27.250	40.191	25.411	171.1		
19	<b>1'56.474</b>	25.281	29.259	37.073	24.861	351.7	13	<b>1'50.325</b>	26.032	23.674	35.734	24.885	339.6		
20	<b>1'47.716</b>	<b>25.210</b>	22.961	<b>35.342</b>	<b>24.203</b>	352.9	14	<b>1'48.931</b>	25.587	23.209	35.466	24.669	337.5		

**Fastest Lap:** Maverick VIÑALES Monster Energy Yama SPA **1'46.593** 24.988 22.513 34.810 24.282

These data/results cannot be reproduced, stored and/or transmitted in whole or in part by any manner of electronic, mechanical, photocopying, recording, broadcasting or otherwise now known or herein after developed without the previous express consent by the copyright owner, except for reproduction in daily press and regular printed publications on sale to the public within 60 days of the event related to those data/results and always provided that copyright symbol appears together as follows below.  
© DORNA, 2021

Official MotoGP Timing by TISSOT  
www.motogp.com

Mugello, Friday, May 28, 2021

Page 3 of 6



# Free Practice Nr. 1

# MotoGP

Lap	Lap Time	T1	T2	T3	T4	Speed	Lap	Lap Time	T1	T2	T3	T4	Speed
<b>12th</b>	<b>44</b>	<b>Poi ESPARGARO</b>					HONDA	SPA					
		Repsol Honda Team											
		Runs=3	Total laps=18	Full laps=13									
Run #	1	Front Tyre	Slick-Soft New Tyre	Rear Tyre	Slick-Medium New Tyre	Speed	Run #	1	Front Tyre	Slick-Soft New Tyre	Rear Tyre	Slick-Hard New Tyre	Speed
1	2'19.332	37.800	27.386	39.423	26.610	145.3	1	2'19.954	34.535	25.699	37.388	25.974	176.7
2	<b>1'53.102</b>	27.102	24.534	36.539	24.927	317.6	2	<b>1'52.900</b>	27.175	24.329	36.474	24.922	316.7
3	<b>1'49.031</b>	25.563	23.311	35.574	24.583	348.3	3	<b>1'49.486</b>	25.643	23.265	35.788	24.790	343.9
4	<b>1'50.409</b>	26.141	23.619	35.864	24.785	325.3	4	<b>1'49.725</b>	25.718	23.430	35.838	24.739	341.7
5	<b>1'48.079</b>	25.366	23.054	35.311	<u>24.348</u>	<u>350.6</u>	5	<b>1'48.163</b>	25.374	23.051	<u>35.360</u>	24.378	346.1
6	<b>1'49.790</b>	25.581	23.518	36.064	24.627	346.1	6	<b>1'48.656</b>	25.582	23.269	35.393	24.412	<u>351.7</u>
7	<b>1'48.375</b>	25.313	23.055	35.391	24.616	350.6	7	<u>1'48.049</u>	<u>25.310</u>	<u>22.973</u>	35.392	<u>24.374</u>	351.7
8	57.321 P	27.953			311.2								
Run #	2	Front Tyre	Slick-Medium New Tyre	Rear Tyre	Slick-Medium 8 Laps at start	Speed	Run #	2	Front Tyre	Slick-Soft 9 Laps at start	Rear Tyre	Slick-Hard 9 Laps at start	Speed
9	1'59.793	33.027	24.990	36.307	25.469	180.9	10	2'00.469	34.232	24.500	36.656	25.081	156.9
10	<b>1'52.682</b>	26.142	25.827	35.789	24.924	345.0	11	<b>1'56.646</b>	26.105	23.556	42.194	24.791	343.9
11	<b>1'55.771</b>	25.590	24.547	40.081	25.553	346.1	12	<b>1'49.015</b>	25.592	23.244	35.529	24.650	347.2
12	1'48.907 P	25.614	23.343	35.550	24.400	346.1	13	<b>1'49.266</b>	25.647	23.291	35.597	24.731	348.3
Run #	3	Front Tyre	Slick-Medium 4 Laps at start	Rear Tyre	Slick-Medium New Tyre	Speed	Run #	3	Front Tyre	Slick-Soft 15 Laps at start	Rear Tyre	Slick-Hard 15 Laps at start	Speed
13	2'00.649	32.483	26.245	36.815	25.106	210.1	14	<b>1'50.951</b>	25.603	23.134	37.333	24.881	348.3
14	<b>1'48.445</b>	25.454	23.190	35.258	24.543	345.0	15	57.797 P	26.207			350.6	
15	<b>2'02.841</b>	29.177	27.017	36.754	29.893	346.1	16	2'00.671	35.062	24.181	36.284	25.144	153.8
16	<u>1'47.870</u>	25.255	22.991	<u>35.080</u>	24.544	348.3	17	<b>1'49.225</b>	25.557	23.346	35.632	24.690	351.7
17	<b>1'48.812</b>	<u>25.212</u>	<u>22.903</u>	35.080	25.617	342.8	18	<b>1'50.406</b>	27.243	23.166	35.373	24.624	349.5
18	<b>2'02.224</b>	29.844	26.833	39.977	25.570	345.0							
<b>13th</b>	<b>41</b>	<b>Aleix ESPARGARO</b>					APRILIA	SPA					
		Aprilia Racing Team Gresini											
		Runs=3	Total laps=16	Full laps=11									
Run #	1	Front Tyre	Slick-Soft New Tyre	Rear Tyre	Slick-Medium New Tyre	Speed	Run #	1	Front Tyre	Slick-Soft New Tyre	Rear Tyre	Slick-Medium New Tyre	Speed
1	2'33.421	32.795	25.708	38.247	25.802	182.7	1	2'19.688	34.624	25.688	38.366	26.591	179.7
2	<b>1'50.845</b>	26.582	23.553	35.718	24.992	333.3	2	<b>1'54.026</b>	27.163	24.473	36.828	25.562	318.5
3	<b>1'49.651</b>	25.823	23.310	35.753	24.765	343.9	3	<b>1'51.679</b>	26.250	23.650	36.579	25.200	335.4
4	<b>1'50.180</b>	25.861	23.173	35.913	25.233	345.0	4	<b>1'50.566</b>	25.956	23.407	36.204	24.999	343.9
5	<b>1'48.266</b>	25.389	<u>22.921</u>	35.467	24.489	343.9	5	<b>1'51.616</b>	25.834	23.412	37.359	25.011	345.0
6	58.097 P	28.555			348.3								
Run #	2	Front Tyre	Slick-Soft New Tyre	Rear Tyre	Slick-Medium 6 Laps at start	Speed	Run #	2	Front Tyre	Slick-Soft 7 Laps at start	Rear Tyre	Slick-Medium 7 Laps at start	Speed
7	1'58.572	31.885	24.976	37.082	24.629	196.7	8	2'03.667	38.037	24.101	36.462	25.067	123.4
8	<b>1'49.804</b>	25.604	23.294	36.148	24.758	347.2	9	<b>1'50.349</b>	26.090	23.327	36.082	24.850	339.6
9	<b>1'48.886</b>	25.662	23.020	35.658	24.546	343.9	10	<b>1'48.874</b>	25.694	23.061	35.455	24.664	340.6
10	<b>1'48.390</b>	25.448	23.044	35.382	24.516	343.9	11	<b>1'48.810</b>	25.699	23.052	35.508	24.551	338.5
11	58.633 P	27.858			346.1								
Run #	3	Front Tyre	Slick-Medium New Tyre	Rear Tyre	Slick-Medium 11 Laps at start	Speed	Run #	3	Front Tyre	Slick-Medium New Tyre	Rear Tyre	Slick-Medium New Tyre	Speed
12	1'59.308 *	32.200	25.052	37.051	25.005*	210.9	12	<b>1'48.286</b>	<u>25.327</u>	<u>22.962</u>	35.412	24.585	342.8
13	<b>1'50.019</b>	25.825	23.293	36.474	24.427	345.0	13	59.351 P	28.614			336.4	
14	<b>1'48.021</b>	25.336	23.010	<u>35.296</u>	<u>24.379</u>	348.3	14	2'03.210	35.703	24.588	37.903	25.016	122.1
15	<b>1'48.694</b>	25.466	23.031	35.589	24.608	<u>350.6</u>	15	<b>1'48.330</b>	25.532	23.133	<u>35.124</u>	<u>24.541</u>	345.0
16	<u>1'47.992</u>	<u>25.295</u>	22.950	35.320	24.427	347.2	16	<u>1'48.128</u>	25.338	22.985	35.201	24.604	346.1
						17	<b>1'48.344</b>	25.369	23.055	35.305	24.615	339.6	
<b>14th</b>	<b>33</b>	<b>Brad BINDER</b>					KTM	RSA					
		Red Bull KTM Factory Racing											
		Runs=3	Total laps=18	Full laps=13									
Run #	1	Front Tyre	Slick-Soft New Tyre	Rear Tyre	Slick-Hard New Tyre	Speed	Run #	1	Front Tyre	Slick-Soft New Tyre	Rear Tyre	Slick-Hard New Tyre	Speed
1	2'19.954	34.535	25.699	37.388	25.974	176.7	1	2'19.954	34.535	25.699	37.388	25.974	176.7
2	<b>1'52.900</b>	27.175	24.329	36.474	24.922	316.7	2	<b>1'52.900</b>	27.175	24.329	36.474	24.922	316.7
3	<b>1'49.486</b>	25.643	23.265	35.788	24.790	343.9	3	<b>1'49.486</b>	25.643	23.265	35.788	24.790	343.9
4	<b>1'49.725</b>	25.718	23.430	35.838	24.739	341.7	4	<b>1'49.725</b>	25.718	23.430	35.838	24.739	341.7
5	<b>1'48.163</b>	25.374	23.051	<u>35.360</u>	24.378	346.1	5	<b>1'48.163</b>	25.374	23.051	<u>35.360</u>	24.378	346.1
6	<b>1'48.656</b>	25.582	23.269	35.393	24.412	<u>351.7</u>	6	<b>1'48.656</b>	25.582	23.269	35.393	24.412	<u>351.7</u>
7	<u>1'48.049</u>	<u>25.310</u>	<u>22.973</u>	35.392	<u>24.374</u>	351.7	7	<u>1'48.049</u>	<u>25.310</u>	<u>22.973</u>	35.392	<u>24.374</u>	351.7
8	<b>1'49.235</b>	25.741	23.159	35.804	24.531	347.2	8	<b>1'49.235</b>	25.741	23.159	35.804	24.531	347.2
9	59.367 P	28.719			332.3								
Run #	2	Front Tyre	Slick-Soft 9 Laps at start	Rear Tyre	Slick-Hard 9 Laps at start	Speed	Run #	2	Front Tyre	Slick-Soft 15 Laps at start	Rear Tyre	Slick-Hard 15 Laps at start	Speed
10	2'00.469	34.232	24.500	36.656	25.081	156.9	10	2'00.469	34.232	24.500	36.656	25.081	156.9
11	<b>1'56.646</b>	26.105	23.556	42.194	24.791	343.9	11	<b>1'56.646</b>	26.105	23.556	42.194	24.791	343.9
12	<b>1'49.015</b>	25.592	23.244	35.529	24.650	347.2	12	<b>1'49.015</b>	25.592	23.244	35.529	24.650	347.2
13	<b>1'49.266</b>	25.647	23.291	35.597	24.731	348.3	13	<b>1'49.266</b>	25.647	23.291	35.597	24.731	348.3
14	<b>1'50.951</b>	25.603	23.134	37.333	24.881	348.3	14	<b>1'50.951</b>	25.603	23.134	37.333	24.881	348.3
15	57.797 P	26.207			350.6								
Run #	3	Front Tyre	Slick-Soft 15 Laps at start	Rear Tyre	Slick-Hard 15 Laps at start	Speed	Run #	3	Front Tyre	Slick-Soft 15 Laps at start	Rear Tyre	Slick-Hard 15 Laps at start	Speed
16	2'00.671	35.062	24.181	36.284	25.144	153.8	16	2'00.671	35.062	24.181	36.284	25.144	153.8
17	<b>1'49.225</b>	25.557	23.346	35.632	24.690	351.7	17	<b>1'49.225</b>	25.557	23.346	35.632	24.690	351.7
18	<b>1'50.406</b>	27.243	23.166	35.373	24.624	349.5	18	<b>1'50.406</b>	27.243	23.166	35.373	24.624	349.5
<b>15th</b>	<b>10</b>	<b>Luca MARINI</b>					DUCATI	ITA					
		SKY VR46 Avintia											
		Runs=3	Total laps=17	Full laps=12									
Run #	1	Front Tyre	Slick-Soft New Tyre	Rear Tyre	Slick-Medium New Tyre	Speed	Run #	1	Front Tyre	Slick-Soft New Tyre	Rear Tyre	Slick-Medium New Tyre	Speed
1	2'19.688	34.624	25.688	38.366	26.591	179.7	1	2'19.688	34.624	25.688	38.366	26.591	179.7
2	<b>1'54.026</b>	27.163	24.473	36.828	25.562	318.5	2	<b>1'54.026</b>	27.163	24.473	36.828	25.562	318.5
3	<b>1'51.679</b>	26.250	23.650	36.579	25.200	335.4	3	<b>1'51.679</b>	26.250	23.650	36.579	25.200	335.4
4	<b>1'50.566</b>	25.956	23.407	36.204	24.999	343.9	4	<b>1'50.566</b>	25.956	23.407	36.204	24.999	343.9
5	<b>1'51.616</b>	25.834	23.412	37.359	25.011	345.0	5	<b>1'51.616</b>	25.834	23.412	37.359	25.011	345.0
6	<b>1'50.121</b>	25.872	23.358	35.903	24.988	<u>347.2</u>	6	<b>1'50.121</b>	25.872	23.358	35.903	24.988	<u>347.2</u>
7	56.838 P	27.809			343.9								
Run #	2	Front Tyre	Slick-Soft 7 Laps at start	Rear Tyre	Slick-Medium 7 Laps at start	Speed	Run #	2	Front Tyre	Slick-Soft 7 Laps at start	Rear Tyre	Slick-Medium 7 Laps at start	Speed
8	2'03.667	38.037	24.101	36.462	25.067	123.4	8	2'03.6					

# Free Practice Nr. 1

# MotoGP

Lap	Lap Time	T1	T2	T3	T4	Speed	Lap	Lap Time	T1	T2	T3	T4	Speed
<b>16th</b>	<b>93</b>	<b>Marc MARQUEZ</b>		HONDA		SPA	<b>Run # 3</b>	<b>Front Tyre Slick-Medium</b>		<b>Rear Tyre Slick-Medium</b>			
		Repsol Honda Team					10 Laps at start		16 Laps at start				
		Runs=4 Total laps=19 Full laps=12					17	2'01.670	36.052	24.247	36.343	25.028	173.9
<b>Run # 1</b>	<b>Front Tyre</b>	<b>Slick-Medium</b>	<b>Rear Tyre</b>	<b>Slick-Medium</b>			18	<b>1'49.302</b>	25.518	23.145	35.839	24.800	345.0
		<b>New Tyre</b>		<b>New Tyre</b>			19	<b>1'48.409</b>	25.392	23.028	<b>35.247</b>	24.742	342.8
1	2'18.369	38.937	26.808	39.528	26.554	126.6							
2	55.128 P	27.581			326.2								
<b>Run # 2</b>	<b>Front Tyre</b>	<b>Slick-Medium</b>	<b>Rear Tyre</b>	<b>Slick-Medium</b>			2 Laps at start		2 Laps at start				
3	2'01.174	32.200	24.406	37.101	27.467	189.8							
4	<b>1'49.549</b>	25.880	23.238	35.865	24.566	342.8							
5	<b>1'48.858</b>	25.651	23.050	35.578	24.579	347.2							
6	<b>1'48.277</b>	25.477	23.042	<b>35.293</b>	<b>24.465</b>	347.2							
7	53.785 P	25.513			347.2								
<b>Run # 3</b>	<b>Front Tyre</b>	<b>Slick-Medium</b>	<b>Rear Tyre</b>	<b>Slick-Medium</b>			7 Laps at start		7 Laps at start				
8	2'01.527	34.057	24.788	37.233	25.449	168.4							
9	<b>1'51.142</b>	26.017	23.705	36.315	25.105	345.0							
10	<b>1'49.305</b>	25.533	23.172	35.796	24.804	342.8							
11	<b>1'52.664</b>	27.272	23.828	36.391	25.173	343.9							
12	<b>1'49.197</b>	25.438	23.113	35.830	24.816	342.8							
13	52.171 P	25.465			342.8								
<b>Run # 4</b>	<b>Front Tyre</b>	<b>Slick-Medium</b>	<b>Rear Tyre</b>	<b>Slick-Medium</b>			13 Laps at start		13 Laps at start				
14	2'02.019	35.088	24.693	36.947	25.291	145.9							
15	<b>1'50.552</b>	25.699	23.515	36.318	25.020	346.1							
16	<b>1'49.356</b>	25.584	23.131	35.766	24.875	345.0							
17	<b>1'48.734</b>	25.572	23.132	35.498	24.532	348.3							
18	<b>1'48.812</b>	25.380	<b>23.041</b>	35.499	24.892	<b>349.5</b>							
19	<b>1'48.643</b>	<b>25.376</b>	23.133	35.475	24.659	349.5							
<b>17th</b>	<b>46</b>	<b>Valentino ROSSI</b>		YAMAHA		ITA	<b>Run # 3</b>	<b>Front Tyre Slick-Soft</b>		<b>Rear Tyre Slick-Medium</b>			
		Petronas Yamaha SRT					17 Laps at start		17 Laps at start				
		Runs=3 Total laps=19 Full laps=14					18	2'04.170	31.297	24.123	39.637	29.113	192.1
<b>Run # 1</b>	<b>Front Tyre</b>	<b>Slick-Soft</b>	<b>Rear Tyre</b>	<b>Slick-Medium</b>			19	<b>1'49.639</b>	25.523	23.353	35.687	25.076	349.5
		<b>New Tyre</b>		<b>New Tyre</b>			20	<b>1'48.319</b>	<b>25.362</b>	<b>22.923</b>	<b>35.398</b>	24.636	346.1
1	2'38.628	33.284	25.350	37.356	25.738	190.4							
2	<b>1'52.080</b>	27.303	23.882	35.965	24.930	338.5							
3	<b>1'49.502</b>	25.700	23.261	35.801	24.740	<b>347.2</b>							
4	<b>1'48.901</b>	25.506	23.084	35.521	24.790	345.0							
5	<b>1'49.155</b>	25.599	23.108	35.626	24.822	345.0							
6	54.817 P	26.512			345.0								
<b>Run # 2</b>	<b>Front Tyre</b>	<b>Slick-Medium</b>	<b>Rear Tyre</b>	<b>Slick-Medium</b>			6 Laps at start		6 Laps at start				
7	2'01.406	33.982	24.679	37.157	25.588	155.8							
8	<b>1'56.245</b>	26.280	23.582	38.803	27.580	340.6							
9	<b>1'50.563</b>	26.037	23.572	35.868	25.086	339.6							
10	<b>1'53.012</b>	28.828	23.771	35.616	24.797	341.7							
11	<b>1'48.569</b>	25.397	23.046	35.391	24.735	346.1							
12	<b>1'54.766</b>	26.024	24.804	38.007	25.931	340.6							
13	<b>1'50.289</b>	27.214	23.140	35.349	24.586	340.6							
14	<b>1'48.462</b>	25.352	23.151	35.341	24.618	346.1							
15	<b>1'48.302</b>	<b>25.341</b>	<b>22.985</b>	35.406	<b>24.570</b>	342.8							
16	52.178 P	26.115			342.8								
<b>19th</b>	<b>73</b>	<b>Alex MARQUEZ</b>		HONDA		SPA	<b>Run # 1</b>	<b>Front Tyre Slick-Soft</b>		<b>Rear Tyre Slick-Medium</b>			
		LCR Honda CASTROL					7 Laps at start		7 Laps at start				
		Runs=3 Total laps=19 Full laps=11					8	2'11.697	35.863	25.732	40.471	29.631	160.9
<b>Run # 1</b>	<b>Front Tyre</b>	<b>Slick-Soft</b>	<b>Rear Tyre</b>	<b>Slick-Medium</b>			9	<b>1'51.162</b>	26.222	23.902	35.956	25.082	338.5
		<b>New Tyre</b>		<b>New Tyre</b>			10	<b>1'51.262</b>	27.207	23.727	35.609	24.719	349.5
1	2'23.886 *	34.601	26.785	38.575	26.129*	180.9							
2	<b>1'53.389</b>	27.006	24.476	36.618	25.289	336.4							
3	<b>1'50.678</b>	26.053	23.669	35.858	25.098	343.9							
4	<b>1'49.430</b>	25.820	23.330	35.406	24.874	333.3							
5	<b>1'48.890</b>	25.565	23.162	35.549	24.614	<b>350.6</b>							
6	<b>1'48.375</b>	<b>25.326</b>	23.116	<b>35.340</b>	24.593	350.6							
7	55.398 P	26.923			350.6								
<b>Run # 2</b>	<b>Front Tyre</b>	<b>Slick-Soft</b>	<b>Rear Tyre</b>	<b>Slick-Medium</b>			7 Laps at start		7 Laps at start				
8	2'11.697	35.863	25.732	40.471	29.631	160.9							
9	<b>1'51.162</b>	26.222	23.902	35.956	25.082	338.5							
10	<b>1'51.262</b>	27.207	23.727	35.609	24.719	349.5							
11	1'49.066 *	25.502	23.184	35.558*	24.822	348.3							
12	<b>1'48.918</b>	25.504	23.199	35.354	24.861	346.1							
13	<b>1'48.723</b>	25.495	23.136	35.408	24.684	350.6							

**Fastest Lap:** Maverick VIÑALES Monster Energy Yama SPA **1'46.593** 24.988 22.513 34.810 24.282

These data/results cannot be reproduced, stored and/or transmitted in whole or in part by any manner of electronic, mechanical, photocopying, recording, broadcasting or otherwise now known or herein after developed without the previous express consent by the copyright owner, except for reproduction in daily press and regular printed publications on sale to the public within 60 days of the event related to those data/results and always provided that copyright symbol appears together as follows below.  
© DORNA, 2021



# Free Practice Nr. 1

# MotoGP

Lap	Lap Time	T1	T2	T3	T4	Speed	Lap	Lap Time	T1	T2	T3	T4	Speed
14	57.553 P	28.171				349.5	13	<b>1'49.447</b>	25.647	23.196	36.006	24.598	340.6
<b>Run # 3</b>	<b>Front Tyre</b>	<b>Slick-Medium</b>	<b>Rear Tyre</b>	<b>Slick-Hard</b>			14	<b>1'53.264</b>	25.531	25.429	37.311	24.993	343.9
		<b>New Tyre</b>		<b>New Tyre</b>			15	<b>1'49.513</b>	25.652	23.217	35.954	24.690	345.0
15	2'03.842	32.652	27.257	38.435	25.498	206.8	16	<b>2'01.834</b>	27.524	27.592	36.379	30.339	343.9
16	<b>1'51.217</b>	26.021	23.756	36.567	24.873	347.2	17	<b>1'49.062</b>	25.594	23.107	<b>35.749</b>	24.612	346.1
17	1'53.714 *	25.609	23.264	37.092	27.749*	347.2	18	<b>1'53.711</b>	<b>25.448</b>	<b>22.998</b>	35.764	29.501	346.1
18	1'54.637 *	25.507	24.766	36.189	28.175*	349.5	19	<b>1'48.967</b>	25.530	23.082	35.788	24.567	<b>348.3</b>
19	<b>1'48.398</b>	25.361	<b>23.100</b>	35.407	<b>24.530</b>	350.6							

**20th 32** **Lorenzo SAVADORI** APRILIA ITA  
Aprilia Racing Team Gresini

Runs=3 Total laps=18 Full laps=13

Run #	Front Tyre	Slick-Medium	Rear Tyre	Slick-Medium	Speed
<b>Run # 1</b>		<b>New Tyre</b>		<b>New Tyre</b>	
1	2'20.400	36.012	26.387	41.527	25.443 137.4
2	<b>1'53.440</b>	27.364	24.055	36.724	25.297 321.4
3	<b>1'50.987</b>	26.180	23.550	36.371	24.886 331.2
4	<b>1'49.601</b>	25.732	23.187	36.032	24.650 339.6
5	<b>1'49.410</b>	25.636	23.230	35.996	24.548 340.6
6	<b>1'49.369</b>	25.621	23.141	35.929	24.678 340.6
7	<b>1'49.572</b>	25.700	23.212	36.051	24.609 337.5
8	55.475 P	27.109			337.5
<b>Run # 2</b>		<b>8 Laps at start</b>		<b>8 Laps at start</b>	
9	2'02.435	35.708	25.723	36.227	24.777 130.7
10	<b>1'56.165</b>	27.931	25.863	37.233	25.138 341.7
11	<b>1'49.984</b>	25.759	23.456	35.802	24.967 337.5
12	<b>1'49.664</b>	25.660	23.327	35.905	24.772 338.5
13	<b>1'49.615</b>	25.563	23.261	35.916	24.875 338.5
14	56.703 P	28.327			337.5
<b>Run # 3</b>		<b>14 Laps at start</b>		<b>14 Laps at start</b>	
15	2'01.916	32.201	24.211	40.749	24.755 192.5
16	<b>2'10.561</b>	35.162	27.574	40.292	27.533 <b>342.8</b>
17	<b>1'49.264</b>	25.607	23.119	35.836	24.702 339.6
18	<b>1'48.734</b>	<b>25.474</b>	<b>23.008</b>	<b>35.724</b>	<b>24.528</b> 342.8

**22nd 27** **Iker LECUONA** KTM SPA  
Tech 3 KTM Factory Racing

Runs=3 Total laps=18 Full laps=11

Run #	Front Tyre	Slick-Soft	Rear Tyre	Slick-Hard	Speed
<b>Run # 1</b>		<b>New Tyre</b>		<b>New Tyre</b>	
1	2'18.843	34.784	26.346	39.295	26.003 158.8
2	<b>1'53.948</b>	27.365	24.567	36.844	25.172 315.7
3	<b>1'49.782</b>	25.953	23.327	35.726	24.776 333.3
4	<b>1'49.699</b>	26.019	23.218	35.767	24.695 335.4
5	1'49.182 *	25.715	23.150	35.659*	24.658 <b>345.0</b>
6	<b>1'50.048</b>	25.882	23.383	35.734	25.049 343.9
7	55.445 P	26.300			341.7
<b>Run # 2</b>		<b>7 Laps at start</b>		<b>7 Laps at start</b>	
8	2'00.426	33.535	24.817	36.826	25.248 139.7
9	<b>1'50.971</b>	26.129	23.598	36.125	25.119 337.5
10	<b>1'49.754</b>	25.808	23.318	35.901	24.727 338.5
11	<b>1'49.434</b>	25.695	23.144	35.818	24.777 339.6
12	<b>1'48.997</b>	25.565	23.142	<b>35.667</b>	<b>24.623</b> 339.6
13	<b>1'49.132</b>	25.647	<b>23.055</b>	35.762	24.668 340.6
14	57.887 P	28.955			338.5
<b>Run # 3</b>		<b>14 Laps at start</b>		<b>14 Laps at start</b>	
15	2'02.638	33.708	24.280	37.021	27.629 166.4
16	1'49.902 *	25.769	23.477	35.832	24.824* 340.6
17	<b>1'49.370</b>	25.606	23.274	35.762	24.728 340.6
18	<b>1'49.136</b>	<b>25.553</b>	23.171	35.786	24.626 340.6

**21st 23** **Enea BASTIANINI** DUCATI ITA  
Avintia Esponsorama

Runs=2 Total laps=19 Full laps=14

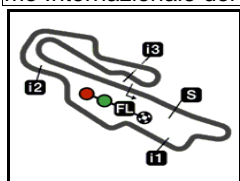
Run #	Front Tyre	Slick-Soft	Rear Tyre	Slick-Medium	Speed
<b>Run # 1</b>		<b>New Tyre</b>		<b>New Tyre</b>	
1	2'20.314	34.085	25.632	37.859	26.005 185.2
2	1'53.118 *	27.177	24.205	36.570	25.166* 339.6
3	<b>1'50.683</b>	26.159	23.572	36.128	24.824 345.0
4	<b>1'49.863</b>	25.892	23.248	35.961	24.762 341.7
5	<b>1'49.537</b>	25.733	23.192	35.965	24.647 342.8
6	<b>1'49.493</b>	25.566	23.305	35.949	24.673 343.9
7	<b>1'49.177</b>	25.636	23.213	35.767	<b>24.561</b> 342.8
8	57.366 P	28.355			341.7
<b>Run # 2</b>		<b>8 Laps at start</b>		<b>8 Laps at start</b>	
9	1'57.623	31.530	24.549	36.517	25.027 196.7
10	<b>1'49.992</b>	25.870	23.372	36.114	24.636 341.7
11	<b>1'49.844</b>	25.708	23.376	36.004	24.756 341.7
12	1'49.381 *	25.520	23.106	35.919	24.836* 341.7

**Fastest Lap:** Maverick VIÑALES Monster Energy Yama SPA **1'46.593** 24.988 22.513 34.810 24.282

These data/results cannot be reproduced, stored and/or transmitted in whole or in part by any manner of electronic, mechanical, photocopying, recording, broadcasting or otherwise now known or herein after developed without the previous express consent by the copyright owner, except for reproduction in daily press and regular printed publications on sale to the public within 60 days of the event related to those data/results and always provided that copyright symbol appears together as follows below.  
© DORNA, 2021







5245 m.

# GRAN PREMIO D'ITALIA OAKLEY

## Free Practice Nr. 1

### Best Partial Times

# MotoGP™

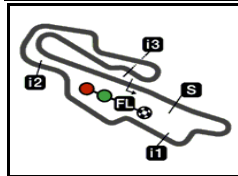
*IT* Ideal Lap Time, sum of the best partial times

*BT* Best Lap Time

T1		T2		T3		T4						
Pos	Rider	Time	Rider	Time	Rider	Time	Rider	Time	Pos	Rider	IT	BT
1	M.VIÑALES	24.988	M.VIÑALES	22.513	M.VIÑALES	34.810	J.ZARCO	24.106	1	M.VIÑALES	1'46.593	1'46.593 (1)
2	J.ZARCO	25.018	A.RINS	22.659	J.MIR	34.873	A.RINS	24.199	2	J.ZARCO	1'46.802	1'46.802 (2)
3	A.RINS	25.070	J.ZARCO	22.670	F.MORBIDELLI	34.880	J.MILLER	24.203	3	A.RINS	1'46.920	1'46.952 (3)
4	F.BAGNAIA	25.095	F.BAGNAIA	22.716	F.QUARTARARO	34.985	F.BAGNAIA	24.233	4	J.MIR	1'47.116	1'47.176 (4)
5	J.MIR	25.128	F.MORBIDELLI	22.742	A.RINS	34.992	M.VIÑALES	24.282	5	F.MORBIDELLI	1'47.177	1'47.184 (5)
6	M.PIRRO	25.170	J.MIR	22.754	J.ZARCO	35.008	T.NAKAGAMI	24.298	6	F.BAGNAIA	1'47.186	1'47.186 (6)
7	M.OLIVEIRA	25.177	M.PIRRO	22.782	P.ESPARGARO	35.080	M.OLIVEIRA	24.347	7	M.PIRRO	1'47.504	1'47.555 (7)
8	F.MORBIDELLI	25.192	F.QUARTARARO	22.786	L.MARINI	35.124	P.ESPARGARO	24.348	8	P.ESPARGAR	1'47.543	1'47.870 (12)
9	J.MILLER	25.210	P.ESPARGARO	22.903	T.NAKAGAMI	35.134	J.MIR	24.361	9	F.QUARTARAR	1'47.555	1'47.566 (8)
10	P.ESPARGARO	25.212	T.NAKAGAMI	22.912	F.BAGNAIA	35.142	F.MORBIDELLI	24.363	10	M.OLIVEIRA	1'47.639	1'47.748 (10)
11	F.QUARTARARO	25.213	A.ESPARGARO	22.921	M.OLIVEIRA	35.143	B.BINDER	24.374	11	J.MILLER	1'47.686	1'47.716 (9)
12	A.ESPARGARO	25.295	D.PETRUCCI	22.923	M.PIRRO	35.173	A.ESPARGARO	24.379	12	T.NAKAGAMI	1'47.791	1'47.791 (11)
13	B.BINDER	25.310	J.MILLER	22.931	V.ROSSI	35.247	M.PIRRO	24.379	13	A.ESPARGAR	1'47.891	1'47.992 (13)
14	A.MARQUEZ	25.326	L.MARINI	22.962	M.MARQUEZ	35.293	M.MARQUEZ	24.465	14	L.MARINI	1'47.954	1'48.128 (15)
15	L.MARINI	25.327	M.OLIVEIRA	22.972	A.ESPARGARO	35.296	L.SAVADORI	24.528	15	B.BINDER	1'48.017	1'48.049 (14)
16	V.ROSSI	25.341	B.BINDER	22.973	A.MARQUEZ	35.340	A.MARQUEZ	24.530	16	V.ROSSI	1'48.143	1'48.302 (17)
17	D.PETRUCCI	25.362	V.ROSSI	22.985	J.MILLER	35.342	L.MARINI	24.541	17	M.MARQUEZ	1'48.175	1'48.277 (16)
18	M.MARQUEZ	25.376	E.BASTIANINI	22.998	B.BINDER	35.360	E.BASTIANINI	24.561	18	D.PETRUCCI	1'48.295	1'48.319 (18)
19	T.NAKAGAMI	25.447	L.SAVADORI	23.008	D.PETRUCCI	35.398	V.ROSSI	24.570	19	A.MARQUEZ	1'48.296	1'48.375 (19)
20	E.BASTIANINI	25.448	M.MARQUEZ	23.041	I.LECUONA	35.667	F.QUARTARARO	24.571	20	L.SAVADORI	1'48.734	1'48.734 (20)
21	L.SAVADORI	25.474	I.LECUONA	23.055	L.SAVADORI	35.724	D.PETRUCCI	24.612	21	E.BASTIANINI	1'48.756	1'48.967 (21)
22	I.LECUONA	25.553	A.MARQUEZ	23.100	E.BASTIANINI	35.749	I.LECUONA	24.623	22	I.LECUONA	1'48.898	1'48.997 (22)

These data/results cannot be reproduced, stored and/or transmitted in whole or in part by any manner of electronic, mechanical, photocopying, recording, broadcasting or otherwise now known or herein after developed without the previous express consent by the copyright owner, except for reproduction in daily press and regular printed publications on sale to the public within 60 days of the event related to those data/results and always provided that copyright symbol appears together as follows below.  
© DORNA, 2021





5245 m.

**GRAN PREMIO D'ITALIA OAKLEY****Free Practice Nr. 1****Fastest Laps Sequence**

<i>Practice Time</i>	 <i>Rider</i>	<i>Nation</i>	<i>Motorcycle</i>	<i>Time</i>	<i>Km/h</i>	<i>Rider's Lap</i>
<b>4'04.064</b>	36 <b>Joan MIR</b>	SPA	SUZUKI	<b>1'50.899</b>	170.2	2
<b>4'19.105</b>	88 <b>Miguel OLIVEIRA</b>	POR	KTM	<b>1'50.840</b>	170.3	2
<b>4'19.256</b>	30 <b>Takaaki NAKAGAMI</b>	JPN	HONDA	<b>1'50.519</b>	170.8	2
<b>4'29.061</b>	51 <b>Michele PIRRO</b>	ITA	DUCATI	<b>1'49.103</b>	173.0	2
<b>6'01.465</b>	44 <b>Poì ESPARGARO</b>	SPA	HONDA	<b>1'49.031</b>	173.1	3
<b>6'07.948</b>	88 <b>Miguel OLIVEIRA</b>	POR	KTM	<b>1'48.843</b>	173.4	3
<b>6'08.061</b>	30 <b>Takaaki NAKAGAMI</b>	JPN	HONDA	<b>1'48.805</b>	173.5	3
<b>6'17.520</b>	51 <b>Michele PIRRO</b>	ITA	DUCATI	<b>1'48.459</b>	174.0	3
<b>7'56.377</b>	88 <b>Miguel OLIVEIRA</b>	POR	KTM	<b>1'48.429</b>	174.1	4
<b>8'05.465</b>	51 <b>Michele PIRRO</b>	ITA	DUCATI	<b>1'47.945</b>	174.9	4
<b>12'23.641</b>	12 <b>Maverick VIÑALES</b>	SPA	YAMAHA	<b>1'47.793</b>	175.1	6
<b>12'25.569</b>	20 <b>Fabio QUARTARARO</b>	FRA	YAMAHA	<b>1'47.566</b>	175.5	6
<b>14'11.084</b>	12 <b>Maverick VIÑALES</b>	SPA	YAMAHA	<b>1'47.443</b>	175.7	7
<b>15'58.214</b>	12 <b>Maverick VIÑALES</b>	SPA	YAMAHA	<b>1'47.130</b>	176.2	8
<b>41'52.996</b>	42 <b>Alex RINS</b>	SPA	SUZUKI	<b>1'47.085</b>	176.3	17
<b>43'39.948</b>	42 <b>Alex RINS</b>	SPA	SUZUKI	<b>1'46.952</b>	176.5	18
<b>44'52.175</b>	12 <b>Maverick VIÑALES</b>	SPA	YAMAHA	<b>1'46.593</b>	177.1	19

These data/results cannot be reproduced, stored and/or transmitted in whole or in part by any manner of electronic, mechanical, photocopying, recording, broadcasting or otherwise now known or herein after developed without the previous express consent by the copyright owner, except for reproduction in daily press and regular printed publications on sale to the public within 60 days of the event related to those data/results and always provided that copyright symbol appears together as follows below.

© DORNA, 2021

Official MotoGP Timing by TISSOT  
www.motogp.com

Mugello, Friday, May 28, 2021

